



2017-18
UNAUDITED ACTUALS
September 11, 2018



Manoj Roychowdhury
Assistant Superintendent, Business Services

AGENDA

2

- What are Unaudited Actuals?
- General Fund Ending Balance
- Other Funds Ending Balances
- Next Steps



WHAT ARE UNAUDITED ACTUALS?

3

- Year-end financial documents required by the State
- Shows the picture on one specific day, June 30th.
 - Actual revenues and expenditures
- Upon approval by the Board, will be submitted to external auditors (Vavrinek, Trine, Day & Company (VTD)) for the annual audit

2017-18 General Fund Summary

(In Millions)

4

Beginning Fund Balance	\$101.58
Total Revenues	\$655.30
Total Expenditures (including Transfers)	<u>\$650.93</u>
Ending Fund Balance	<u>\$105.95</u>
Net Increase in Fund Balance	\$4.37
Enrollment (CBEDS October 2017)	48,682
Revenue per Student	\$13,460
Expenditure per Student	\$13,370

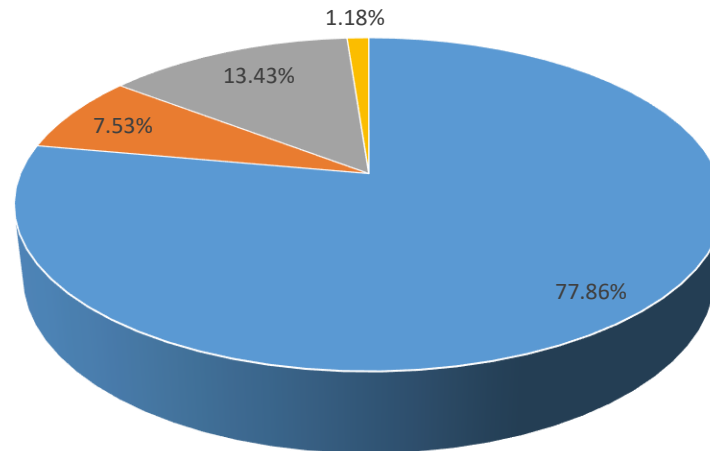
2017-18 Revenue Summary

(In Millions)

5

LCFF Sources/State Aid	\$	510.20
Federal Revenues	\$	49.36
Other State Revenues	\$	87.99
Other Local Revenues	\$	7.75
Revenues	\$	655.30

2017-18 SAUSD REVENUE



■ LCFF Sources/State Aid ■ Federal Revenues ■ Other State Revenues ■ Other Local Revenues

2017-18 Revenue Variance

(In Millions)

6

Estimated Actuals

LCFF Sources/State Aid	\$	512.30
Federal Revenues	\$	54.88
Other State Revenues	\$	89.84
Other Local Revenues	\$	8.78
Revenues	\$	665.80

Unaudited Actuals

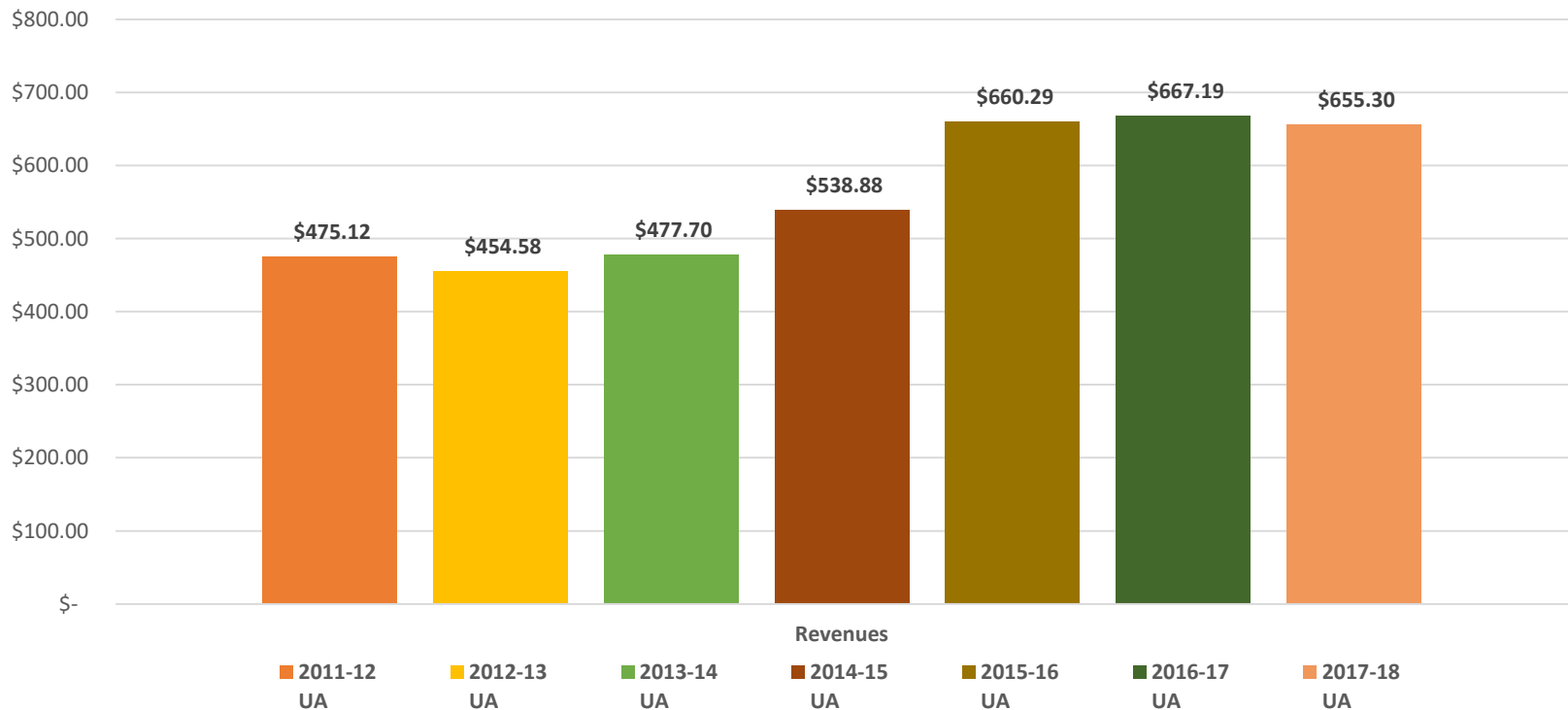
LCFF Sources/State Aid	\$	510.20
Federal Revenues	\$	49.36
Other State Revenues	\$	87.99
Other Local Revenues	\$	7.75
Revenues	\$	655.30

- LCFF Sources – Prior Year adjustments (Recertification)
- Federal Revenues – Title 1, Title II, Head Start Unearned Revenue
- Other State Revenues – CTE, Career Pathway
- Other Local Revenues – Circulos, E-Rate

SAUSD Revenues

7

SAUSD General Fund Revenues (In Millions)

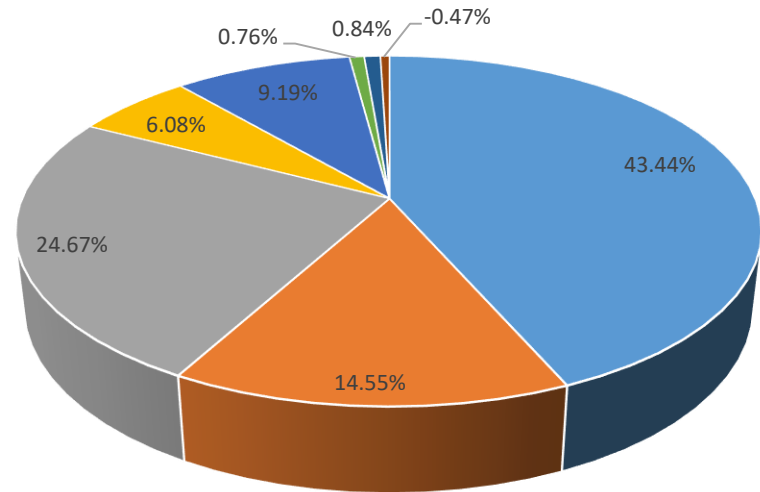


2017-18 Expenditure Summary

(In Millions)

Certificated Salaries	\$	275.95
Classified Salaries	\$	92.44
Employee Benefits	\$	156.70
Books and Supplies	\$	38.62
Services and Other Operating	\$	58.36
Capital Outlay	\$	4.82
Other Outgo	\$	5.32
Direct Support/Indirect Cost	\$	(3.01)
Expenditures	\$	629.18
Interfund Transfers Out	\$	21.74

2017-18 SAUSD EXPENDITURES



- Certificated Salaries
- Classified Salaries
- Employee Benefits
- Books and Supplies
- Services and Other Operating
- Capital Outlay
- Other Outgo
- Direct Support/Indirect Cost

2017-18 Expenditure Variance (In Millions)

9

Estimated Actuals

Certificated Salaries	\$	274.88
Classified Salaries	\$	90.46
Employee Benefits	\$	160.53
Books and Supplies	\$	44.36
Services and Other Operating	\$	65.33
Capital Outlay	\$	6.51
Other Outgo	\$	5.38
Direct Support/Indirect Cost	\$	(3.01)
Expenditures	\$	644.45
Interfund Transfers Out	\$	22.25

Unaudited Actuals

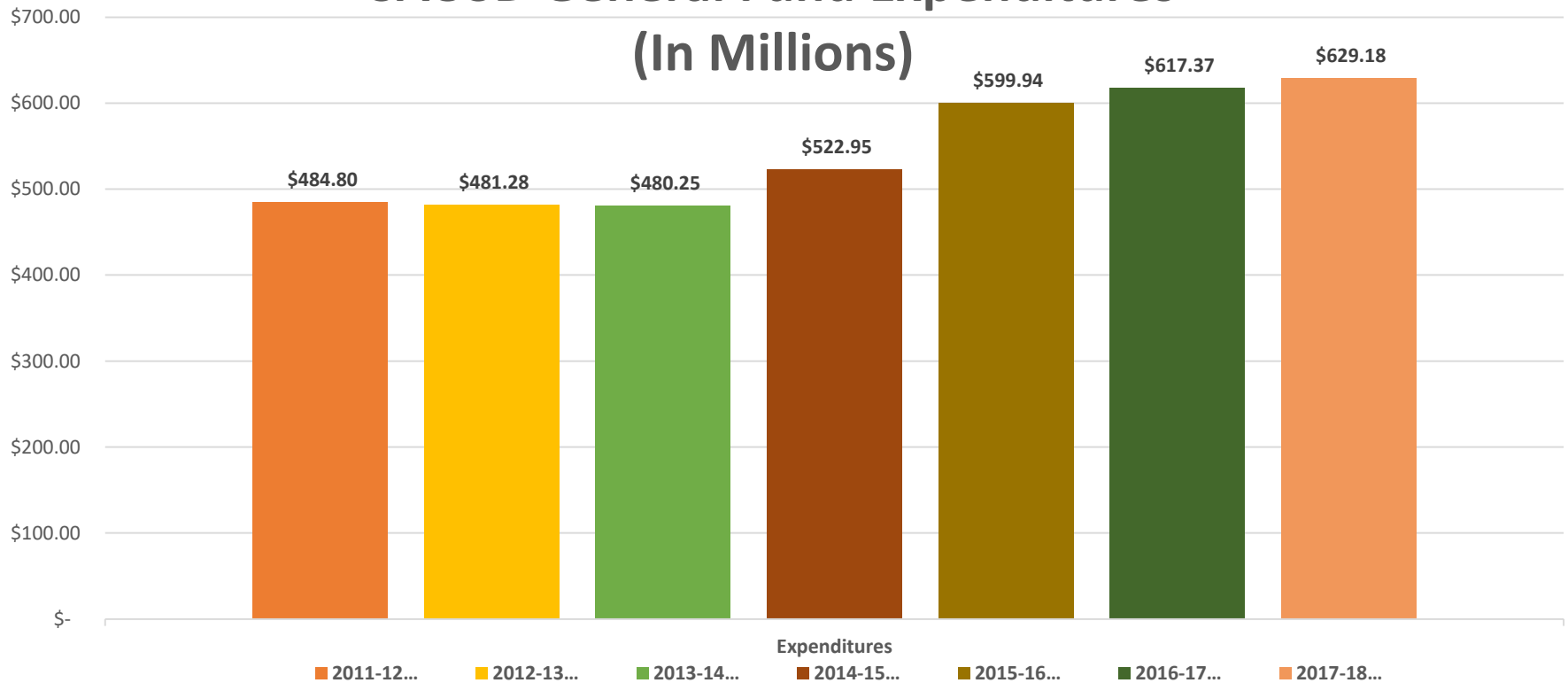
Certificated Salaries	\$	275.95
Classified Salaries	\$	92.44
Employee Benefits	\$	156.70
Books and Supplies	\$	38.62
Services and Other Operating	\$	58.36
Capital Outlay	\$	4.82
Other Outgo	\$	5.32
Direct Support/Indirect Cost	\$	(3.01)
Expenditures	\$	629.18
Interfund Transfers Out	\$	21.74

- Certificated Salaries – Longevity Stipend in Unaudited Actuals (not in Estimated Actuals)
- Classified Salaries – SRO Increases in Unaudited Actuals (not in Estimated Actuals)
- Employee Benefits – STRS and Health Benefits over-budgeted
- Books and Supplies – Title 1 (\$1.8 Million – Unearned Revenue), Title III (\$1.1 Million – Unearned Revenue), Carryovers – PLTW, Early Childhood)
- Services & OE – Data Warehouse, Electricity over-budgeted, Maintenance over-budgeted, SPED – Transportation, Mental Health
- Capital Outlay – OMMA, CTE Carryover

SAUSD Expenditures

10

SAUSD General Fund Expenditures (In Millions)



COMPONENTS OF ENDING FUND BALANCE

(In Millions)

11

COMPONENTS	
Revolving Cash	\$0.19
Stores	\$0.80
Prepaid Expenditures	\$0.09
Restricted Ending Balances	\$28.02
Stabilization Arrangements	\$45.56
Required Reserve for Economic Uncertainties	<u>\$13.02</u>
Subtotal	\$87.64
Other Assigned & Unassigned	<u>\$18.30</u>
Total Components	\$105.94

RESRICTED ENDING FUND BALANCE

(In Millions)

12

RESTRICTED COMPONENTS	
Medi-Cal Billing Option	\$1.28
California Clean Energy Jobs Act	\$6.47
Lottery: Instructional Materials	\$1.73
SPED: Mental Health Services	\$1.31
College Readiness Block Grant	\$1.77
OMMA	\$9.19
Others	<u>\$6.27</u>
Total	\$28.02

ASSIGNED/UNASSIGNED ENDING FUND BALANCE

(In Millions)

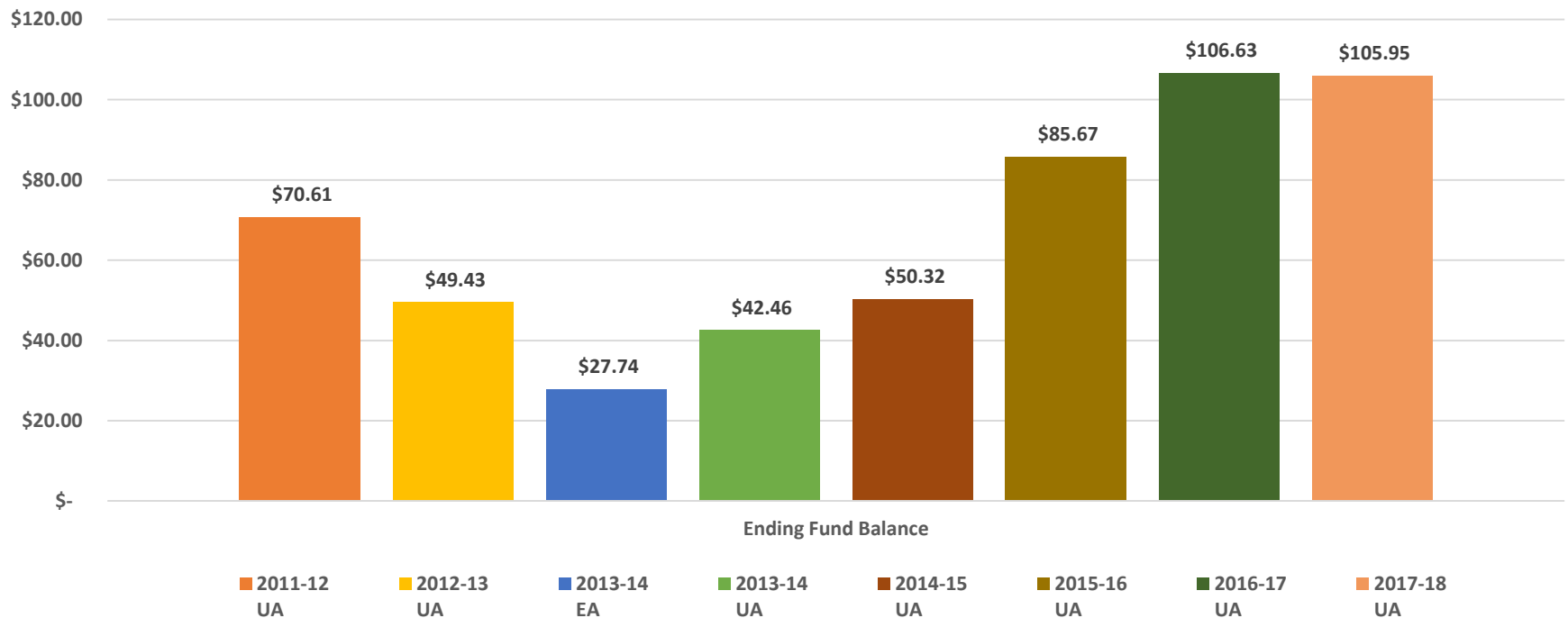
13

ASSIGNED / UNASSIGNED COMPONENTS	
NJROTC	\$0.05
Civic Center	\$0.48
Godinez Rental Fees	\$0.08
ALA Expansion	\$0.30
Early Learning	\$2.33
Walker/Roosevelt Joint Use	\$0.05
ERP	\$1.98
Wellness Center	\$1.45
Staffing/Enrollment Misc.	\$3.90
Unassigned	<u>\$7.69</u>
Total	\$18.30

SAUSD Ending Fund Balance

14

SAUSD General Fund Ending Fund Balance (In Millions)



ENDING FUND BALANCES – OTHER FUNDS

15

Fund	2017-18 Estimated Actuals	2017-18 Unaudited Actuals	Difference
Fund 09 – Charter School Fund	\$962,462	\$1,065,817	\$103,355
Fund 12 – Child Development	\$264,254	\$455,260	\$191,006
Fund 13 – Cafeteria	\$20,623,083	\$21,003,537	\$380,454
Fund 14 – Deferred Maintenance	\$2,543,273	\$5,100,051	\$2,556,778
Fund 20 – Special Reserve (Postemployment Benefits)	\$153,464	\$310,897	\$157,433
Fund 21 – Building	\$0	\$4,086,923	\$4,086,923
Fund 25 – Capital Facilities	\$23,862,981	\$24,166,108	\$303,127
Fund 35 – School Facilities	\$27,714,714	\$29,789,932	\$2,075,218
Fund 40 – Special Reserve/Capital Outlay	\$11,956,939	\$12,533,208	\$576,269
Fund 49 – Capital Projects	\$649,344	\$650,798	\$1,454
Fund 51 – Bond Interest & Redemption	\$22,982,835	\$24,611,264	\$1,628,429
Fund 56 – Debt Service	\$4,131,628	\$4,174,362	\$42,734
Fund 67 – Workers’ Comp/Property & Liability	\$21,758,198	\$24,085,762	\$2,327,564
Fund 71 – Retiree Benefit Fund	\$50,011,428	\$50,012,863	\$1,435

NEXT STEPS

16

- 2018-19 Budget Update
 - September 2018
- 2018-19 First Interim Budget Update
 - December 2018
- 2019-20 Governor's Proposed Budget
 - January 2019
- 2019-20 SAUSD Budget Update
 - February/March 2019

QUESTIONS?

